




  
 ELVEDEN ESTATE

- 
 WOODLAND AREA
- 
 HORSE COURSE ROUTE
- 
 FIELD / CROP AREA

HORSE COURSE JUMPS				
Area	Log no	Width	Height	Type
	1	12ft	18"	Single log
	2	13ft	24"	Single log
	3	9ft	17"	Single log
	4	7ft9"	21"	Single log
	5	8ft6"	24"	log
	5A	6ft6"	30"	Narrow log
The Water TL 826 807		33" drop		Water Complex
	5B	11ft9"	22"	Sloping palisade
	5C	16ft4"	30"	Sloping palisade
	6	12ft	28" 24"	Log roll with rail on top without rail
	7	12ft6"	24" 19"	Log roll with rail on top without rail
	8	6ft5"	29"	log
The Bank TL 829 809		12ft 2" x 18 Ditto 18ft 6" x 18	17" 1st step 14" 2nd step 31" 3rd step	The Bank Complex
	9	14ft 2"	29"	log
	10	13ft	21"	Single log
	11	15ft	31"	Upright poles
	12	5'9"	28"	Log
	13	10ft8"	18"	log
Water Tower TL 829 810	14	12ft5"	30"	Poles
Water Tower	15	13ft5" 13ft7" 9ft5"	30" 18" 30"	2 fences 2poles, 1 fence 1 pole
Water Tower	16	13ft9" 12ft 13ft	18" 30" 30"	
	17	7ft	24"	log
	18	12ft	24"	Upright poles
	19	8ft	18"	log
	20	7ft	29"	Knobbed narrow log
	21	9ft7"	33"	log
	22	15ft5"	22"	Telegraph poles
The Pit TL 825 811	23	10ft3"	33"	Telegraph Poles
	24	12ft	24"	44" drop Telegraph poles
	25	9ft	20"	36" drop 3 log pile
	26	6ft8"	15"	3 log pile with incline/decline
	27	9ft8"	18"	2 logs
	28	14ft11"	2ft	small chair
	29	34" 22"		Coffin (Depth 24") rails ditch rails
	30	9"	21"	3 log pile
	31	15ft	33" spread 36"	large chair
Husk Field	32	6ft	33"	log
Husk Field	33	13ft6"	16"	knobbed log
	34	20ft6"	33"	log
	35	12ft	17"	log roll
Golf Bunker TL 818 809	36	12ft8"	30"	pheasant feeder
	37	4ft2"	33"	Pimple
Forestry Boundary TL 816 811	38	12ft	18"	Curved log pile
	39	15ft	32"	Sheep Feeder
The Woodland Clearing TL 819 807	40	12ft4"	22"	log
	41	4ft2"	33"	log
	42	3ft3"	32"	Pimple
	43	9ft	30"	log
	44	15ft	15"	Telegraph pole
	45	12ft	19"	Sloping rails